

ASL Handshapes




by Successful Solutions Training in Child Development



This video has no sound



This video has no sound



This video has no sound




This video has no sound



This video has no sound



This video has no sound



This video has no sound

This video has no sound



A black and white photograph of a hand holding a small, light-colored object, possibly a piece of paper or a small toy. The hand is positioned in the center of the frame, with the fingers curled around the object. A ring is visible on the ring finger. The background is a textured, light-colored surface. The image is framed by a teal border. At the bottom, there is a yellow banner with the text "This video has no sound".

This video has no sound



This video has no sound




This video has no sound



This video has no sound



This video has no sound



This video has no sound



This video has no sound



This video has no sound



This video has no sound




This video has no sound



This video has no sound

A grayscale photograph of a hand reaching out towards a textured wall. The hand is positioned in the center-right of the frame, with fingers slightly curled. The wall has a rough, pebbled texture. The image is framed by teal-colored borders on the left and right sides.

This video has no sound



This video has no sound

These are some of the most common handshapes in American Sign Language. You will notice that these are used in different forms to make signs and descriptions.



This video has no sound